


Wireless Laser Barcode Scanner User Manual



7 1 2 5 1 0 0 0 4

V: W1805

Dear user, thank you for choosing our product. Offering best-quality product to customer is our promise. To have a better operating experience, please read this manual carefully.

Packing list

Basic Accessories

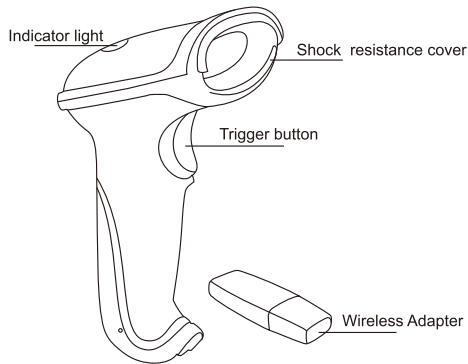
Barcode Scanner
Wireless Adapter
Charging Cable
User Manual

Optional Accessories

Qualified Certificate
Warranty Card
Charging Adapter

Wireless laser Barcode Scanner Knowledge

Housing Design Description



Laser barcode scanner operating instruction

Power On

Press the trigger button. Scanner will beep and indicated light is on.

Power off

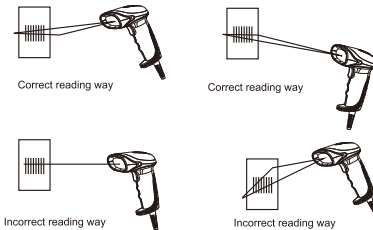
The scanner will shut down automatically when you stop operating over a period of time. And the indicated light will be off.

Charging

Connect the charging cable to the bottom of the scanner and charging through the computer usb interface or charger adapter. Charging time will be 2-3 hours, The scanner can work 6-8 hours continuously after full-charged.

Reading Angle

1. Maintain a bevel between the scanner and the bar code to make a best reading effect.
2. The scanner should not form 90 degree angle with the bar code, otherwise the scanner can not read.
3. The scanner must aim at the bar code and the beam must cover the whole bar code. If not, error maybe occurred.



Notice:

1. The scanner has been set up well before delivery. It can be used directly. If abnormal condition occurs, please reset the scanner to factory default.
2. The adapter should be connected to the fixed computer USB interface. Do not plug in or pullout frequency in order to improve working efficiency and decrease man-made damage.

Configuration reset



Reset factory default

Interface mode



Wired USB mode



Wireless mode



Match
For the mismatch device



Match enforced
Remove the original



Default mode



Auto continuous scan



Scan delay



Single scan no trigger



Reading delay no trigger



Auto light flash lamp

Buzzer



On(default)



Off

Scanning Mode Setup



Non-volatile Mode



Inventory Mode



Inventoried Barcode
quantity display



Clear data



Keep uploading data



No upload
quantity Preview



Upload all data
and delete



upload one piece
data and delete



Upload all data
and not deleted



Upload one piece
data and not deleted



Beeper forbidden
for upload success



Beeper enable
for upload success



Receiver address display



Transmission address display



Shutdown



Auto-Standby After
30sec Non-Operate



Auto-Standby After
60sec Non-Operate



Auto-Standby After
5min Non-Operate



Auto-Standby After
10min Non-Operate



Auto-Standby After
20min Non-Operate

Non-volatile Mode : Auto Storage as over transmit distance.

Inventory Mode: Storage all data.

Add bar Code ID



Close ID code
(Default)



Add ID code as prefix



Add ID code as suffix

Bar code front&behind CHAR settings



No hiding the front CHAR
(Default)



Hiding the blank in front
of the barcode



No hiding the behind CHAR
(Default)



Hiding the blank behind
the barcode



No hiding CHAR- in the middle
of barcode(Default)



Hiding the "-"of
the bar code



No replacing the "0" with
"A" in barcode(Default)



Replacing the "0" with
"A" in barcode

Hide the CHAR



No hide suffix
Default



Hide the last 5 CHAR



Hide the last 1 CHAR



No hide prefix
Default



Hide the first 5 CHAR



No hide middle CHAR
Default



Hide the middle 5 CHAR



Hide from the 4th CHAR

FUNC



Replace FUNC1 with 1



Replace FUNC2 with 2



Replace FUNC3 with 3



Replace FUNC4 with 4



Cancel "Enter"key replacement
Default



Replace "Enter "key with 5

Wireless set up

Upper /lower case transformation



Transformation closed



All is upper case



All is lower case



Upper /lower case transformation

Upload speed



Fastest



Moderate (default)



Lower



Lowest

missing CHAR occurs:

- 1.Scan the USB upload forbidden code for non-windows device.
- 2.PS2 mode connecting, PS2 transform into USB(scan the upload speed setting).

Prefix & suffix setting



Termination CHAR-Enter



Termination CHAR-double Enter



No termination format CHAR



Add Prefix setting



Add Suffix setting



Exit prefix-suffix adding mode



Delete all prefix



Delete all suffix

language settings



America, China
(American English) Default



Canada (French)



Netherlands (Dutch)



Spain (Spanish)



Argentina
(Latin language)



Brazil (Portuguese)



Denmark (Danish)



United Kingdom (English)



Italy (Italian 142)



France (French)



Germany (German)



Norway
(Northern Sami)



Sweden, Finland
(Swedish, Finnish)



Slovakia (Slovak)



Portugal (Portuguese)



Czech Republic (Czech)



Belgium (Dutch)



Turkish-F



Turkish-Q



Poland (Polish 214)



Switzerland
(German, French)



Croatia (Croatian)



Hungary (Hungarian)



Japan (Japanese)



Russia (Russian)



Egypt (Arabic)

Notice :above language should be customized before delivery.

Code 39



Code 39 / On



Code 39 / Off



Code 39 ID Character "m"



Code 39 Full ASCLL(Default) / On



Code 39 Full ASCLL / Off



Code 39 MOD43 Check / Off



Code 39 MOD43 Check / ON



Transmit Check / On



Transmit Check / Off



Transmission Lead / Off



Transmission Lead / On



Verification Multiply / On



Verification Multiply / Off(Default)



Code 32 / Off



Code 32 / On
Remark: It affects the Code 39 when it is on



Code 39 TAB Mode



Setting The Minimum Length "1"



Setting The Minimum Length "2"(Default)



Setting The Minimum Length "3"

UPC A Code



UPC A Code / On (Default)



UPC A / Off



UPC A Code ID Character "e"



Transform Into EAN13 / ON



Transform Into EAN13 / OFF(Default)



Transmit Check Code (Default)



Do Not Transmit Check Code



Do Not Hide The System Character



Hide The System Character

UPC-E



UPCE / On (Default)



UPCE / OFF



UPCE ID Character "F"



Transform Into UPCA / ON



Transform Into UPCA / OFF(Default)

EAN13



EAN13 / ON(Default)



EAN13 / OFF



EAN13 ID Character "D"



Transmit Check Code (Default)



Do Not Transmit Check Code (Default)



Transform Into ISBN / On



Transform Into ISBN / OFF(Default)



Transform Into ISSN / On



Transform Into ISSN / OFF(Default)



Verification Multiply / On



Verification Multiply / OFF

EAN8



EAN 8 / On



EAN 8 / OFF



EAN 8 ID Character "C"



Transmit Check Digit(Default)



Do Not Transmit Check Digit(Default)



Hide The System Digit



Do Not Hide The System Digit (Default)

Additional Code



Five Digit Additional Code / On



Two Digit Additional Code / On



Two & Five Digit Additional Code / On



Additional Code / OFF

Code93



Code 93 / ON(Default)



Code 93 / OFF



Code 93 ID Character "I"



Verification Multiply / On



Verification Multiply /OFF(Default)



Code 93 MOD47 / On (Default)



Code 93 MOD47 / OFF

Code128



Code 128/ ON (Default)



Code 128/ OFF



Code 128 ID Character "a"



Verification Multiply /OFF(Default)



Verification Multiply / On

codabar



Codabar / On



CodaBar / Off



Codabar ID Character "V"



Setting The Minimum Length "4"



Setting Stop/Start Character / On



Setting Stop/Start Character / Off



Verification Multiply /On



Verification Multiply /OFF

Code 25



Cross Code 25 / On



Cross Code 25 / Off



Cross Code 25 ID Character "n"



Setting The Minimum Length "4"



Verification Multiply / Off(Default)



Verification Multiply / On



Industrial Code 25 / On (Default)



Industrial Code 25 / Off



Industrial Code 25 ID Character "o"



Setting The Minimum Length "3"



Verification Multiply / Off



Verification Multiply / On (Default)

MSI Code



MSI Code / On



MSI / Off



MSI Code ID Character "s"



Setting The Minimum Length "4"



Verification Multiply / Off



Verification Multiply / On

Code11



Code 11 / On



Code 11 / Off



Code 11 ID Character "u"



Setting The Minimum Length "4"



Verification Multiply / Off



Verification Multiply / On



CK Check Automatically



CK Check (Default)



CK Check

Code 25



Matrix Code 25 / On
(Default)



Matrix Code 25 / Off



Matrix Code 25 ID
Character "q"



Setting The Matrix Code 25
Minimum Length "2"



Setting The Matrix Code 25
Minimum Length "3"



Post Code 25 / On



Post Code 25 / Off



Post Code 25 ID
Character "r"



Setting The Post Code 25
Minimum Length "5"



Setting The Post Code 25
Minimum Length "7"

Transform between EAN, ISBN And ISSN



All EAN Transform Into ISBN



EAN Transform Into ISBN
Compulsive / Off (Default)































































All EAN Transform Into ISSN










































































EAN Transform Into ISSN
Compulsive / Off (Default)

Character List

 SOH	 STX	 ETX
 EOT	 ENQ	 ACK
 BEL	 Backspace	 TAB
 Line feed	 VT	 FF
 Enter	 SO	 SI
 DLE	 DC1	 DC2
 DC3	 DC4	 NAK
 SYN	 ETB	 CAN
 EM	 SUB	 ESC
 FS	 GS	 RS
 US	 SPACE	 !
 "	 #	 \$

 %	 &	 .
 ()	 *
 +	 ,	 -
 .	 /	 0
 1	 2	 3
 4	 5	 6
 7	 8	 9
 :	 ;	 <
 =	 >	 ?
 @	 A	 B
 C	 D	 E
 F	 G	 H

 I	 J	 K
 L	 M	 N
 O	 P	 Q
 R	 S	 T
 U	 V	 W
 X	 Y	 Z
 [ \	]
 ^	 _	 '
 a	 b	 c
 d	 e	 f
 g	 h	 i
 j	 k	 l

 m	 n	 o
 p	 q	 r
 s	 t	 u
 v	 w	 x
 y	 z	 {
 	 }	 ~
 Delete	 F1	 F2
 F3	 F4	 F5
 F6	 F7	 F8
 F9	 F10	 F11
 F12	 INSERT	 HOME
 Page up	 Delete	 END

